



Cross Polarised Omnidirectional LTE Antenna

790 – 960, 1710 – 2170, 2300-2400 and 2500 – 2700 MHz Bands

Product code: XPOL-A0001



The antenna provides an innovative and future proof solution for 4G / 3G and 2G networks. It is a unique window, wall or pole mountable, dual polarised, full LTE band omnidirectional antenna. Incorporating two separately fed ultra wideband elements in a single housing, the antenna is equipped to provide client side MiMo and diversity support for the networks of today and tomorrow. Gain is min. 2 dBi across all bands: 790 – 960, 1710 – 2170, 2300-2400 and 2500 – 2700 MHz Bands.

The weatherproof housing is designed for window, mast and wall mounting. The antenna has 2 x 5 metres of low loss cable.

This is a cost effective value added product for signal enhancement and ensures higher throughputs and stable links for subscribers. This will improve subscribers' user experience and improve client retention. It is ideal for any applications using the GSM network (LTE/HSPA/3G/EDGE/GPRS).

Features:

- Window, wall or pole mount
- Lightweight
- Waterproof

Application areas:

- Cellular modems
- Least Cost Routers
- GSM customer premises equipment



Specifications:

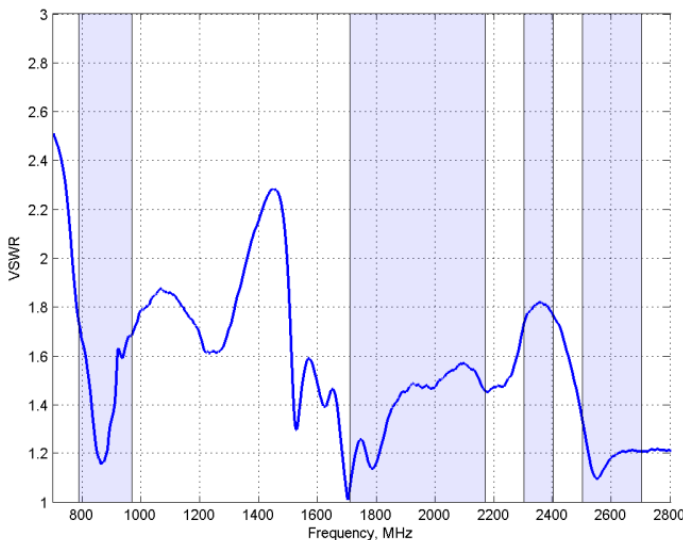
Product Code: XPOL-A0001
EAN: 6009693810754
Features: 5m twin HDF-195 with SMA (m) connector, wall, window or pole mount

Electrical:
Gain (Max) 2.5 dBi
Gain (Nominal) 2.0 dBi
Input Frequency 790 – 960, 1710 – 2170, 2300 – 2400 and 2500 – 2700 MHz Bands
VSWR across operating bands < 2.5:1
Feed power handling 4 W
Input impedance 50 Ohm (nominal)
Polarisation 2 x Linear (Vertical and Horizontal)
Cable 2 x 5m HDF 195
Connector 2 x SMA male
Cable loss Isolation (Nominal, see graph) 15 dB

Mechanical:
Mounting Window, wall or pole
Dimensions (l x w x h) 234 x 134 x 84 mm
Radome Colour RAL9001 Cream/grey
Flammability Rating UL 94-V0
RoHS Compliant

Environmental:
Operating temperature -20 to +70°C
Environmental Conditions Outdoor/Indoor

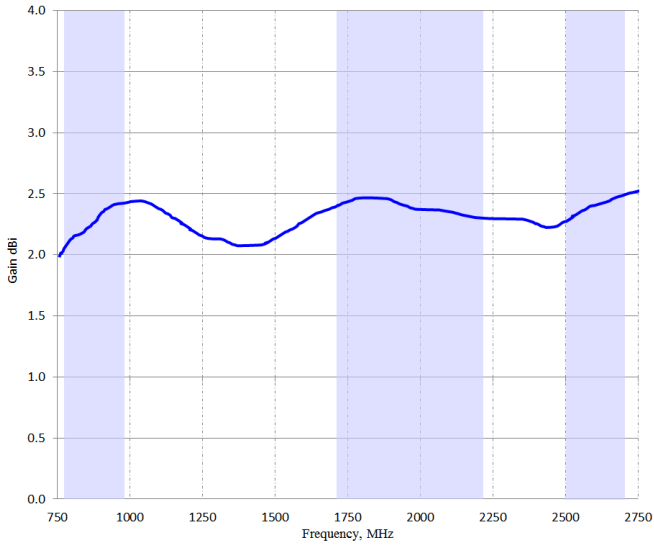
VSWR:



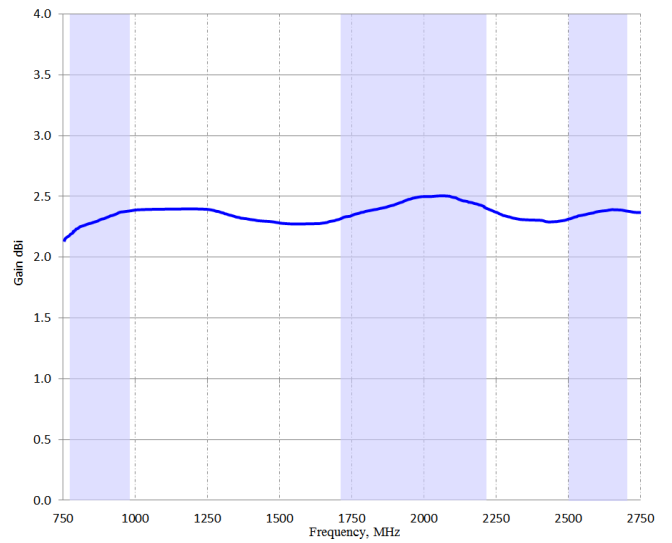
VSWR



Gain:

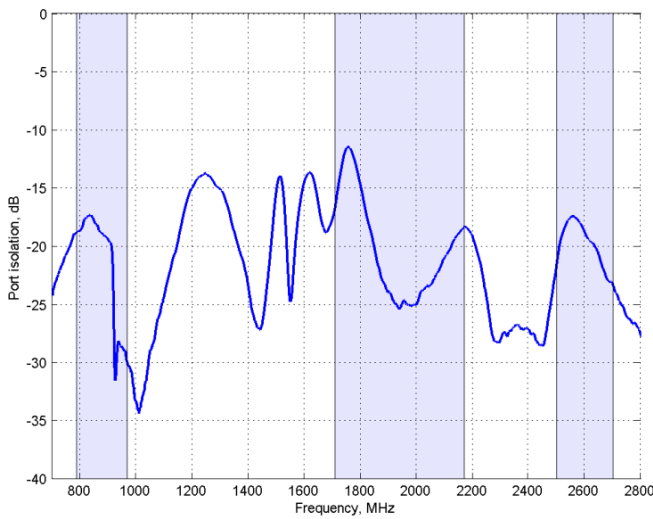


Gain Antenna 1



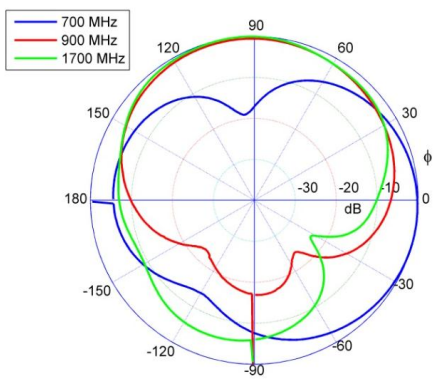
Gain Antenna 2

Isolation Plot:

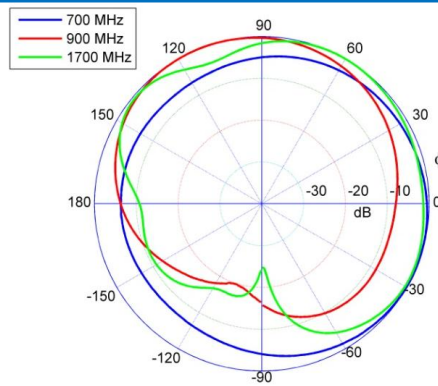


Isolation Plot

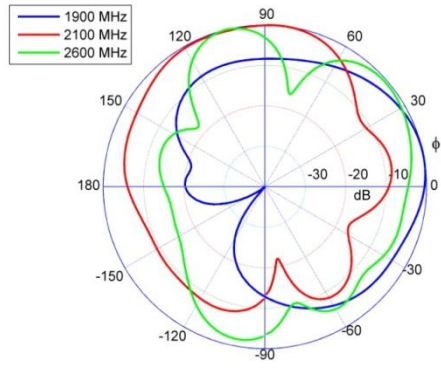
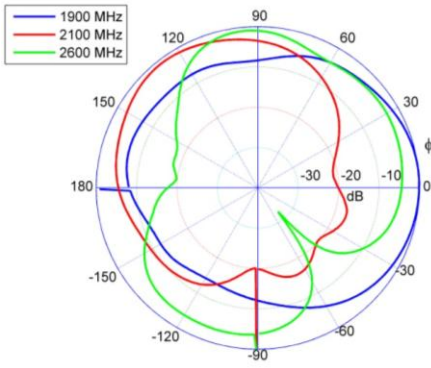
Radiation Patterns:



Antenna_1 Co-Pol +45° @ 700, 900, 1700 MHz

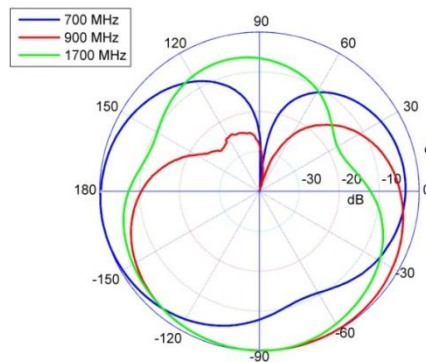
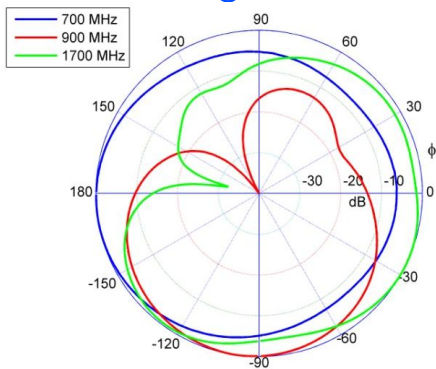


Antenna_1 Co-Pol -45° @ 700, 900, 1700 MHz



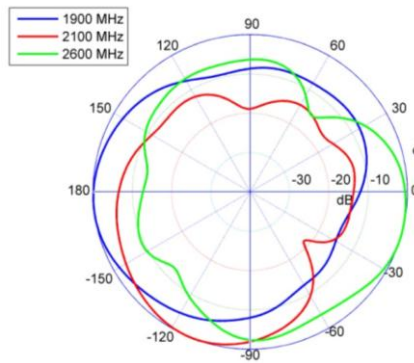
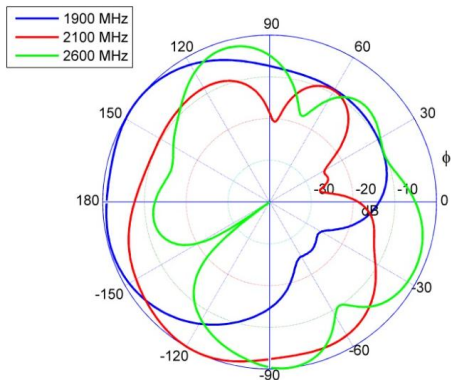
Antenna_1 Co-Pol +45° @ 1900, 2100, 2600 MHz

Antenna_1 Co-Pol -45° @ 1900, 2100, 2600 MHz



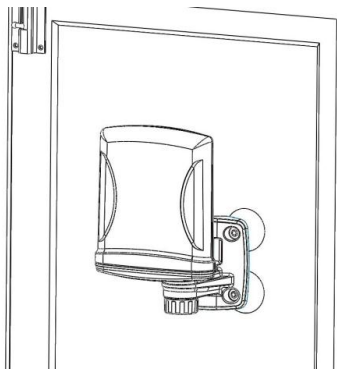
Antenna_2 Co-Pol +45° @ 700, 900, 1700 MHz

Antenna_2 Co-Pol -45° @ 700, 900, 1700 MHz

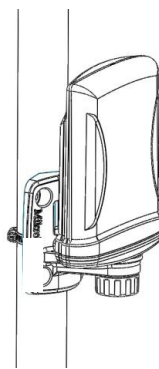


Antenna_2 Co-Pol +45° @ 1900, 2100, 2600 MHz

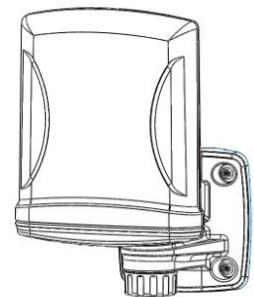
Antenna_2 Co-Pol -45° @ 1900, 2100, 2600 MHz



Window mount



Pole mount



Wall Mount